



CULT OF PEDAGOGY

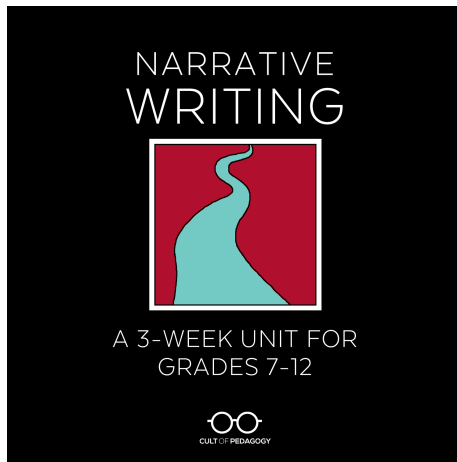


RESOURCES FOR ENGLISH TEACHERS

**PRODUCT CATALOG
AUGUST 2018**

CONTENTS

WRITING UNITS	3
NARRATIVE WRITING	
ARGUMENTATIVE WRITING	
GRAMMAR GAP FILLERS	4
GOOGLE DRIVE BASICS	5
WRITING ETHICS	6
AVOIDING PLAGIARISM	
USING IMAGES CORRECTLY	
E-BOOK TEMPLATES	7
TEACHING ESSENTIALS	8
RUBRIC PACK	
GRAPHIC ORGANIZER MULTI-PACK	
SYLLABUS TEMPLATE	



NARRATIVE WRITING

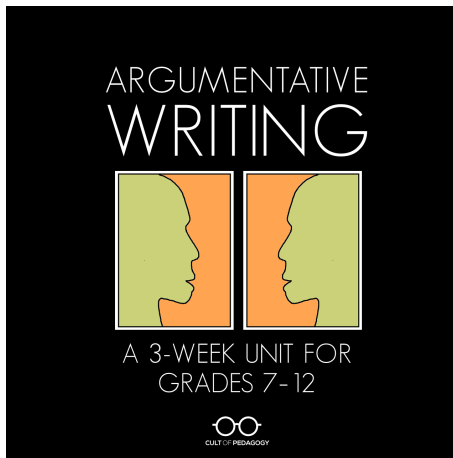
3-WEEK UNIT, Grades 7-12

NEW IN 2018

This unit will take you and your students through the process of planning, drafting, revising, and polishing a narrative piece. These resources will work for personal narratives or fictional short stories, because the skills needed for both forms are the same.

The unit includes 15 days of detailed lesson plans: The first few days are structured, whole-class lessons. After that, the class moves into a series of writer's workshop days as students complete mini-lessons and work on developing their own stories. Mini-lesson topics include pacing, exposition, dialogue, description, interior monologue, transitions, word choice, and sentence variety.

The unit also includes a helpful teaching guide, editable rubrics in two styles, interactive activities, and an original sample narrative to serve as a mentor text.



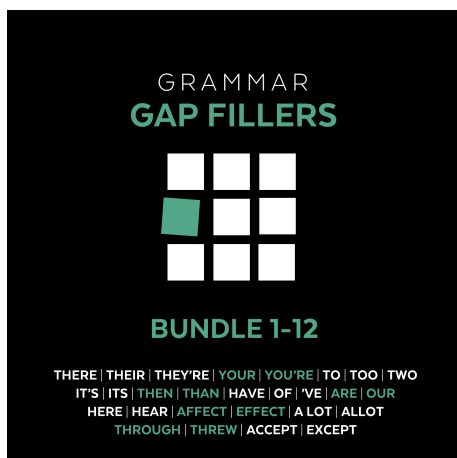
ARGUMENTATIVE WRITING

3-WEEK UNIT, GRADES 7-12

This classroom-tested unit will take you and your students through the process of planning, drafting, revising, and polishing an argumentative (or persuasive) essay.

Similar to the narrative unit above, this unit starts with a few days of structured, whole-class lessons, followed by a series of writer's workshop days as students complete mini-lessons and work on developing their own essays. Mini-lesson topics include writing a thesis statement, choosing evidence, integrating evidence into your argument, building background knowledge, and citing sources.

The unit also includes a helpful teaching guide, editable rubrics in two styles, interactive activities, and an original sample essay to serve as a mentor text.



GRAMMAR GAP FILLERS GRADES 2-12

How often do your students make errors in their spelling, mechanics, or usage, even though they learned the rules years ago? Many teachers are tempted to reteach the basics, but it's more effective to teach these conventions in the context of meaningful writing, giving each student the instruction they need when they need it.

A Grammar Gap Filler is a small, powerful package of materials that teach a single spelling, grammar, or usage rule: Each one comes with a short video, a 10-question quiz that students check themselves, and a one-page cheat sheet students can keep for future reference.

Gap Fillers are designed to let students review just the skills they need, on their own, and then get back to writing. When you notice a student making a particular error, simply assign that student the right Gap Filler and you're done.

INDIVIDUAL GAP FILLERS ALSO AVAILABLE



BUNDLE 13-24 COMING IN SEPTEMBER 2018



GOOGLE DRIVE BASICS

3 FULL COURSES, GRADES 5-12

COMPLETELY UPDATED IN 2018

Complete set of 3 video courses—over two full hours of video tutorials—teaching you and your students how to use Google Drive and three of its most academically useful tools: Docs, Slides, and Forms.

Each course includes:


Video Tutorials: Short videos demonstrate exactly how to perform the major functions of each tool.

Quick Notes: Printable pages of hints that remind students of where to click for what task, so students don't always have to re-watch the videos if they only need a fast reminder.


Skills Challenges: To give students practice in the new skills they are learning, the Skills Challenge is a sample project students complete with the tool. The Challenges are differentiated—offering 3 tiers of difficulty—so you can meet the needs of a variety of learners. A sample finished product is provided for every level of each Skills Challenge, so you and your students have a clear model of what a correctly done project should look like at every level.

Teacher's Manual: A 12-page manual provides clear instructions for setting up materials, suggests possible teaching approaches for working through the lessons, and offers helpful hints for keeping things running smoothly.


INDIVIDUAL COURSES ALSO AVAILABLE



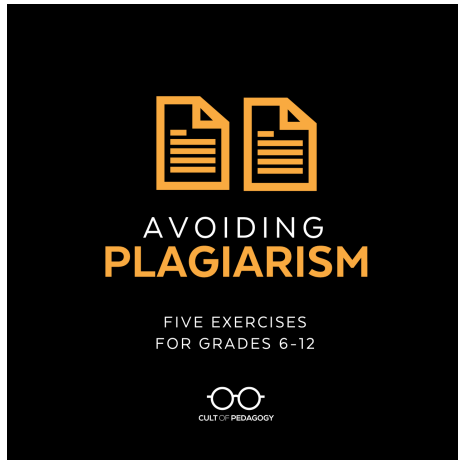
DOCS BASICS



SLIDES BASICS



FORMS BASICS



AVOIDING PLAGIARISM

1 WEEK, GRADES 5-12

Most teachers have had to deal with plagiarism in some form or another. Some teachers give a stern warning and threaten serious consequences. Others use software to detect plagiarism.

These methods work to some extent, but many students plagiarize because they don't always know when they're

doing it. Helping them develop a deep understanding of what plagiarism is, then showing them exactly how to avoid it, can stop it from happening in the first place.

The exercises in this mini-unit teach those skills: summarizing, paraphrasing, using direct quotes, and applying a formal citation style. Using five PowerPoint slideshows with accompanying printables, students are shown examples of each skill, then they practice the skill in small groups.



USING IMAGES CORRECTLY

1 DAY, GRADES 5-12

Students use images all the time, but do they use them legally? Ethically? Too often, the answer is no.

This lesson teaches students how to correctly use images in their printed and digital products: images that they place

on written pieces, presentations, videos, posters, e-books, and other projects. It will help students do the following and more:

- understand when they need permission to use photos they take themselves
- find and select images they are legally allowed to use
- follow the guidelines for each level of Creative Commons licenses
- give proper attribution to images created by others



E-BOOK TEMPLATE BUNDLE

6 DESIGNS, GRADES 5-12




ALSO AVAILABLE IN GOOGLE SLIDES!

If you only know PowerPoint or Google Slides as support systems for live presentations, you may not have discovered their potential for making PDF e-books. These templates will allow you and your students to create beautiful e-books for just about any

purpose you can imagine: illustrated storybooks, mini-textbooks, collected works of poetry, research projects, writing portfolios, Genius Hour products, and more.

This set of 6 PowerPoint files offers you a variety of design choices for creating PDF e-books. The files can be re-ordered, duplicated, or removed according to the user's preferences. Add your own images, edit the text to make it your own, then save the file as a PDF to create an e-book you can send in an email, post on a website, or add to a classroom library of resources and student work.

INDIVIDUAL TEMPLATES ALSO AVAILABLE





RUBRIC PACK

4 EDITABLE STYLES
GRADES 5-12


This pack contains everything you need to build beautiful, effective, customized rubrics for any assignment: four editable designs, in MS Word for Windows and Mac, plus Google Docs versions. Video tutorials are included to show you exactly how to customize the rubrics.



GRAPHIC ORGANIZER MULTI-PACK

15 EDITABLE DESIGNS
GRADES 2-12

This collection contains everything you need to create clean, customized graphic organizers: 15 editable designs in PowerPoint for Windows and Mac, plus a Google Slides version of each design.



SYLLABUS TEMPLATE

FULLY EDITABLE
GRADES 7-12

Includes everything you need to create a complete, well-organized syllabus: a Microsoft Word template, a complete sample syllabus to help you see what a finished product looks like, and a syllabus acceptance form for student sign-offs.